




Student Insight Quick Summary Spring 2025

SUSU Insight

insight@susu.org



-
-  Stand Strong
 -  Join Together
 -  Take Responsibility

Student Population

Quick Overview

The University of Southampton has a diverse student population, spread across a wide range of subjects and backgrounds.

Survey data suggests that 1 in 7 students are **neurodivergent**, 1 in 5 identify as **LGBTQIA+**, and that 1 in 20 are **disabled**. We also know from the university's population snapshots that there are students **aged** all the way from 18 and beyond 80 years old, and that just over half the student population are **female**.



Total Student Population

25,066

Undergraduate degrees typically last 3–4 years. These students are more likely to be from the UK and aged between 18–21 years old.

Postgraduate taught degrees typically last 1 year. These students are more likely to be from China and aged between 22–25 old.

Postgraduate research degree (PhDs) typically last 2–4 years. Around half of these students are from the UK and aged between 25–35.

Study Level



Undergraduate

69%

17,331



Postgraduate Taught

22%

5,620



Postgraduate Research

8%

2,114

Nationality



UK

59%

14,714



China

23%

5,753



Other

18%

4,599

Study Year



New Students

46%



Second Years

22%



Third Years

19%



Fourth Years+

13%

Student Engagement

Quick Overview

There are many unique ways students can use SUSU services and take part in our activities. 58% of all students have taken part in at least one of these activities which is trackable since September 2024.

There are lots of other ways though that students can get involved with SUSU that have not been included in these figures.



Over 4,000 students have helped shape how we support and represent them by taking part in our surveys. These include our three core surveys in the Autumn, Spring, and Summer, and more tailored surveys across the year.



Over 1,500 students have been supported across around 4,000 different cases by the SUSU Advice Centre, who help with academic, housing, and financial issues. They support students who are struggling to afford food to get help.



From survey data, around 52% of students use the SUSU Shop and 18% regularly purchase food from SUSU outlets. Over 5,500 students have visited The Stags in the evenings, including attending events such as Stag's Karaoke and Stag's Showdown.



SUSU also runs a range of campaigns for our students, such as the You Are More Than campaign to support students through the exam period with relaxing activities and giveaways, Southampton Says Enough to improve safety in Southampton, and a range of inclusivity focused campaigns to support our diverse student population.

14,548

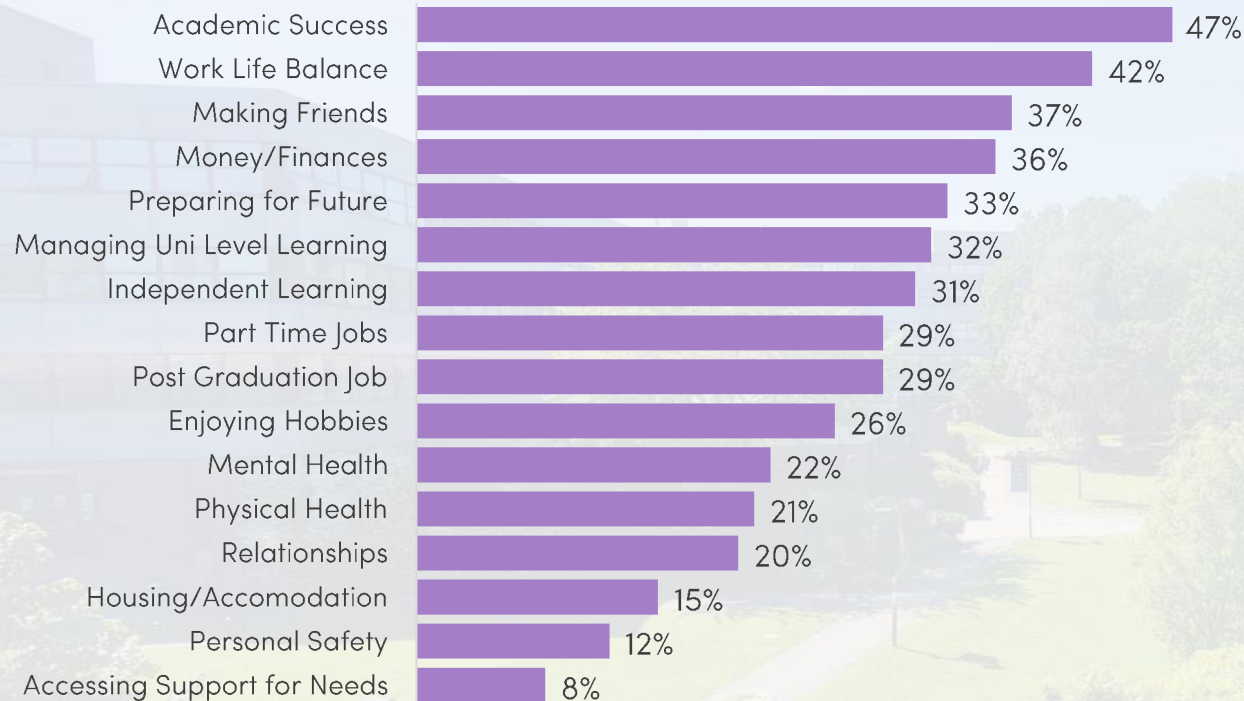
students have taken part in SUSU activities since September 2024 by either joining a club or society, attending an event, or volunteering as a student leader.

UG	PGT	PGR
52% Club/Soc Members	15% Club/Soc Members	17% Club/Soc Members
10% Voted in Elections	7% Voted in Elections	3% Voted in Elections
13% Committee Members	1% Committee Members	4% Committee Members
47% Attended Events	34% Attended Events	10% Attended Events

Student Priorities

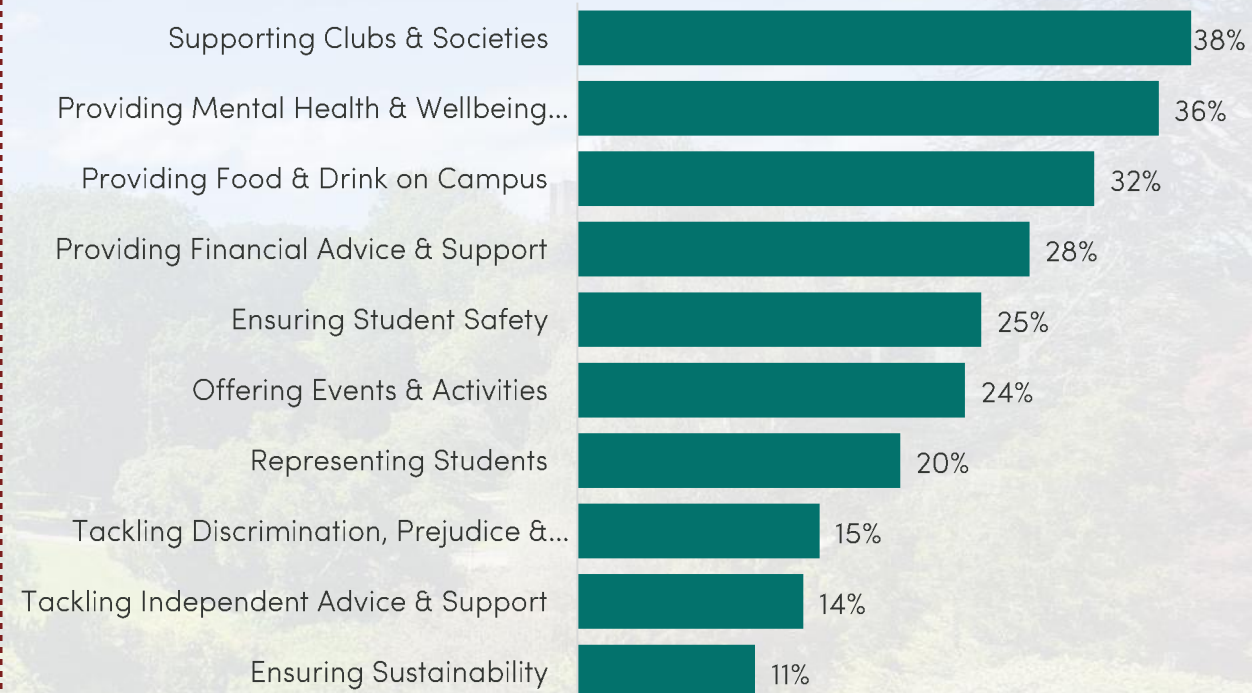
Quick Overview

Student Priorities/Concerns After Freshers



In the Freshers Survey 2024 over 1,800 students responded and told us about what their priorities and concerns were after Freshers. All students prioritised academic success highly. **Undergraduate** students had cost of living, work life balance, and making friends among their top priorities. In contrast, **Postgraduate taught** students had employability near the top of their priorities. **Postgraduate research** students put work life balance and making friends among their top priorities. Students who were **not very engaged with SUSU** did not rank making friends as a highly and were instead more concerned with preparing for the future.

Top 3 Priorities for SUSU: Autumn 2024



In the Autumn Student Experience Survey 2024 over 3,700 students responded and told us how they want SUSU to prioritise our resources. All students except those who were **not very engaged with SUSU** had prioritising support for clubs and societies among their top three priorities. **Postgraduate Research** and **undergraduate** students also had mental health and wellbeing support among their top priorities, whilst **postgraduate taught** students had food and drink among their top priorities. Over the past few years, providing events and activities has remained in the middle of student priorities, whilst the support options fluctuate.