

Risk Assessment

Risk Assessment for the activity of	Southampton Vixens Cheerleading and Dance Society The Concourse – 14/02/25	Date	14/02/25
Are you a sports club or society?	<i>Sports</i>	Assessor	<i>Jessica Doidge Fundraiser Sec</i>
President/Captain Name/2nd Committee Member	<i>Jenna Moffitt - President</i>	Signed off	SUSU USE ONLY
Risk Assessment Information (What is this risk assessment for? Please provide a summary of the activity or event, including all relevant information)	Southampton Vixens will be holding a bake sale inside the concourse on Valentines day. We will be selling a range of homemade cakes, fake roses and galentines day cards. I have completed the level 2 food hygiene course and will supervise the baking of cakes. The funds raised will go toward the Vixens to fund running costs of the society.		

Level 2 food hygiene certificates need to be sent to the Activities team suactivities@soton.ac.uk (internal fundraiser) or the RAG team susurag@soton.ac.uk (charity fundraiser) before the activity. Food hygiene training can be completed

Charity Event Forms will need to be completed and sent to susurag@soton.ac.uk

PART A									
(1) Risk identification			(2) Risk assessment			(3) Risk management			
Hazard	Potential Consequences	Who might be harmed (user; those nearby; those in the vicinity; members of the public)	Inherent			Residual			Further controls (use the risk hierarchy)
			Likelihood	Impact	Score	Likelihood	Impact	Score	
General Considerations									

PART A										
(1) Risk identification			(2) Risk assessment				(3) Risk management			
Hazard	Potential Consequences	Who might be harmed (user; those nearby; those in the vicinity; members of the public)	Inherent			Control measures (use the risk hierarchy)	Residual			Further controls (use the risk hierarchy)
			Likelihood	Impact	Score		Likelihood	Impact	Score	
Slips, trips and falls	Soft tissue injury e.g., sprain, bruising. Potential broken ankle or other breaks i.e. wrists etc. Links directly to weather and ground surfaces.	All participants and organisers/staff and spectators	2	3	6	Check venue conditions for holes, lumps, and other obstacles.	1	3	3	If the injury is serious and participant in a lot of pain or discomfort, seek medical attention immediately. Call 999 in an emergency. Any incidents need to be reported as soon as possible ensuring duty manager/health and safety officers have been informed. Follow SUSU incident report policy.

PART A										
(1) Risk identification			(2) Risk assessment				(3) Risk management			
Hazard	Potential Consequences	Who might be harmed (user; those nearby; those in the vicinity; members of the public)	Inherent			Control measures (use the risk hierarchy)	Residual			Further controls (use the risk hierarchy)
			Likelihood	Impact	Score		Likelihood	Impact	Score	
Fire	Smoke inhalation, burns and more severe. Risk of extreme harm.	All participants and organisers/staff and spectators	1	5	5	<p>Those leading the session must ensure they are aware of and fully understand the venue or locations fire procedures.</p> <p>Those leading must make sure that all exit routes are clearly highlighted and report any issues immediately to the venue.</p> <p>Highlight to all the Volunteers/Event Staff the nearest emergency exit routes at the start of a session, and the importance of assisting others to leave calmly in case of an emergency.</p> <p>Consider accessibility requirements</p>	1	4	4	<p>In case of an emergency, please pull nearest fire alarm and ensure all participants leave the venue calmly and safely.</p> <p>Once in a safe position to do so, call the emergency services on 999.</p> <p>Any incidents need to be reported as soon as possible ensuring duty manager/health and safety officers have been informed. Follow SUSU incident report policy.</p>

PART A										
(1) Risk identification			(2) Risk assessment				(3) Risk management			
Hazard	Potential Consequences	Who might be harmed (user; those nearby; those in the vicinity; members of the public)	Inherent			Control measures (use the risk hierarchy)	Residual			Further controls (use the risk hierarchy)
			Likelihood	Impact	Score		Likelihood	Impact	Score	
Setting up/moving or chairs/tables/other objects in the area. (If Specific bulky equipment list here)	Bruising or broken bones from tripping over table and chairs.	Meeting organisers and attendees	2	3	6	Make Event Volunteers aware of the potential risks, follow manual handling guidelines Ensure that at least 2 people carry tables and large objects. Setting up tables will be done by organisers. Work in teams when handling other large and bulky items. Request tools to support with move of heavy objects- SUSU Facilities/venue. E.g., hand truck, dolly, skates Make sure anyone with any pre-existing conditions isn't doing any unnecessary lifting and they are comfortable.	1	3	3	Seek assistance if in need of extra help from facilities staff/venue staff if needed Seek medical attention from SUSU Reception if in need Contact emergency services if needed All incidents are to be reported on the as soon as possible ensuring the duty manager/health and safety officer have been informed. Follow SUSU incident report policy

PART A										
(1) Risk identification			(2) Risk assessment				(3) Risk management			
Hazard	Potential Consequences	Who might be harmed (user; those nearby; those in the vicinity; members of the public)	Inherent			Control measures (use the risk hierarchy)	Residual			Further controls (use the risk hierarchy)
			Likelihood	Impact	Score		Likelihood	Impact	Score	
Overcrowding	Physical injury	Event organisers and attendees	1	3	3	Do not push/shove If large crowds form, barriers can be requested by SUSU facilities team (if available on the day) to assist with crowd management. Book during quieter times when less activities taking place on Redbrick/book all available space Inform other bookings on the Redbrick/in the area of the event	1	3	3	Seek medical attention if problem arises With support from a SUSU Activities coordinator Inform UoS security team of the event (– on campus 3311, off campus 02380 593311. unisecurity@soton.ac.uk) and liaise with them on need for security teams on the day Security team may inform police of the event if required (e.g. marches)

PART A										
(1) Risk identification			(2) Risk assessment					(3) Risk management		
Hazard	Potential Consequences	Who might be harmed (user; those nearby; those in the vicinity; members of the public)	Inherent			Control measures (use the risk hierarchy)	Residual			Further controls (use the risk hierarchy)
			Likelihood	Impact	Score		Likelihood	Impact	Score	
Electronics	Risk of eye strain, injury, electric shock	Committee and attendees	2	4	8	<p>Ensure regular breaks (ideally every 20mins) when using screens</p> <p>Ensure screen is set up to avoid glare, is at eye height where possible</p> <p>Ensure no liquids are placed near electrical equipment</p> <p>Ensure all leads are secured with cable ties/mats etc</p>	1	4	4	<p>Request support and advice from SUSU IT/Tech teams e.g. via activities team</p> <p>For external venues pre-check equipment and last PAT testing dates</p> <p>Seek medical attention as required</p>

PART A										
(1) Risk identification			(2) Risk assessment				(3) Risk management			
Hazard	Potential Consequences	Who might be harmed (user; those nearby; those in the vicinity; members of the public)	Inherent			Control measures (use the risk hierarchy)	Residual			Further controls (use the risk hierarchy)
			Likelihood	Impact	Score		Likelihood	Impact	Score	
Accessibility: Entrances and Exits to the chosen area.	Participants may be prevented from attending the activity due to a lack of considerations of accessibility needs and requirements. They could also be prevented from leaving the area quickly in an emergency if the correct infrastructure and considerations have not been made.	Participants, committee	1	5	5	All areas chosen for activity will have their suitability checked. If a closed activity for members, members will be consulted to ensure there are no accessibility requirements. If an open activity, committee will consider all accessibility requirements and ensure that the area chosen is as accessible as possible.	1	5	5	In case of an emergency, call the emergency services on 999. If those with accessibility problems have not been able to exit, make the building manager and emergency services aware. Any incidents need to be reported as soon as possible ensuring duty manager/health and safety officers have been informed. Follow SUSU incident report policy.

PART A										
(1) Risk identification			(2) Risk assessment				(3) Risk management			
Hazard	Potential Consequences	Who might be harmed (user; those nearby; those in the vicinity; members of the public)	Inherent			Control measures (use the risk hierarchy)	Residual			Further controls (use the risk hierarchy)
			Likelihood	Impact	Score		Likelihood	Impact	Score	
Reputational Risk: For the club or society, as well as to SUSU and the University	Incidents during club or society activity could pose a reputational risk to the club, Southampton University Students' Union or Southampton University itself. This could be controversial posts, conduct during a game, conduct during social, or anything else that brings the clubs/societies, SUSU or the University's name into disrepute.	The club, SUSU or the University's reputation	2	1	2	Ensuring all parts of this risk assessment are adhered to. Ensuring that any incidents involving public or others are recorded and addressed. Ensuring all members are reminded that they are representing the club/society, SUSU and the University in (usually) branded clothing.	1	1	1	

PART A										
(1) Risk identification			(2) Risk assessment				(3) Risk management			
Hazard	Potential Consequences	Who might be harmed (user; those nearby; those in the vicinity; members of the public)	Inherent			Control measures (use the risk hierarchy)	Residual			Further controls (use the risk hierarchy)
			Likelihood	Impact	Score		Likelihood	Impact	Score	
Financial Risk: For the club or society, or potentially even SUSU if the club/soc finds itself in difficulty.	Club or society activity costing more than planned, weakening their financial position. Incidents with members of the public, participants, staff or members causing lawsuits and financial penalties.	The club or society Members subject to lawsuits SUSU if required to assist.	1	1	1	Clubs and societies required to complete financial forecasting and budget for the year. All encouraged to review membership fees yearly to ensure they are able to comfortably cover costs. SUSU can offer clubs and societies loans – these will need to be agreed and a payment schedule decided upon. Clubs and societies that have to rely on a loan will be subject to development plans to ensure their future is protected.	1	1	1	

PART A										
(1) Risk identification			(2) Risk assessment				(3) Risk management			
Hazard	Potential Consequences	Who might be harmed (user; those nearby; those in the vicinity; members of the public)	Inherent			Control measures (use the risk hierarchy)	Residual			Further controls (use the risk hierarchy)
			Likelihood	Impact	Score		Likelihood	Impact	Score	
<p>Legal Compliance:</p> <p>Club or society activity going against set law.</p> <p>This includes breaches of the freedom of speech act</p>	<p>Fines imposed upon the student group as well as SUSU.</p> <p>Jail sentences.</p> <p>Reputational risk to the student group, SUSU and the wider University</p>	<p>The club or society, committee and members, SUSU or the Wider University.</p>	1	1	1	<p>All clubs and societies should ensure they are following set law at all times. If ever in doubt, they will contact the Activities team prior to the activity taking place.</p> <p>All who wish to bring in an external speaker must follow due process, available here</p> <p>This will be looked over by the University Legal Services team, and may require security being consulted and an extra risk assessment being submitted.</p>	1	1	1	

PART A										
(1) Risk identification			(2) Risk assessment				(3) Risk management			
Hazard	Potential Consequences	Who might be harmed (user; those nearby; those in the vicinity; members of the public)	Inherent			Control measures (use the risk hierarchy)	Residual			Further controls (use the risk hierarchy)
			Likelihood	Impact	Score		Likelihood	Impact	Score	
Medical Issues: Pre-existing and process for any that appear during	Illness, death	Members, committee	3	5	9	<p>All clubs and societies should have a process for if a medical issue occurs.</p> <p>All should know the location of the nearest first aider. Members do not need to disclose medical information to committee (GDPR), but all committee should know how to find a first aider and help quickly.</p> <p>If in a Southampton Sport space, contact reception. If in SUSU, contact reception. If no-one can be found, contact campus Security – 02380 59331</p>	1	1	1	<p>In an emergency, contact 999.</p> <p>Any incidents need to be reported as soon as possible ensuring duty manager/health and safety officers have been informed. Follow SUSU incident report policy.</p>
Charity Fundraising										

PART A										
(1) Risk identification			(2) Risk assessment				(3) Risk management			
Hazard	Potential Consequences	Who might be harmed (user; those nearby; those in the vicinity; members of the public)	Inherent			Control measures (use the risk hierarchy)	Residual			Further controls (use the risk hierarchy)
			Likelihood	Impact	Score		Likelihood	Impact	Score	
Handling and Storing Money – Own Club/Society Fundraising	Theft, Individuals being mugged.	Members and Participants	3	4	12	As Fundraising for own Society/Club no Card Machine will be present. All fundraising to be completed via QR code to A GoFundMe or Similar Platform.	2	3	6	No Cash to be accepted at all. Clubs and Societies are not to use Personal Card machines to take payments.

PART A										
(1) Risk identification			(2) Risk assessment				(3) Risk management			
Hazard	Potential Consequences	Who might be harmed (user; those nearby; those in the vicinity; members of the public)	Inherent			Control measures (use the risk hierarchy)	Residual			Further controls (use the risk hierarchy)
			Likelihood	Impact	Score		Likelihood	Impact	Score	
Handling and storing Money – Charity Fundraiser	<ul style="list-style-type: none"> • Theft • Individuals being mugged/robbed • Loss/misplacement leading to financial loss 	Members and Participants	3	4	12	Southampton RAG procedures will be followed: <ul style="list-style-type: none"> • Charity Event form completed, and RAG approval will be given • All food hygiene certificates and event risk assessment to be approved by activities team • Sum-up Card machine to be requested and collected from SUSU reception. • Should not be storing money all donations to be taken via Sumup Machine or Just Giving Pages 	2	3	6	No Cash to Be Accepted at all. No card machines to be left unattended. No Volunteers to be left alone with the card machine In the event of theft committee members will: <ul style="list-style-type: none"> • Highlight the incident to any community police officers in the area/report to 111 • Report to SUSU Duty manager and Complete a SUSU incident report

PART A										
(1) Risk identification			(2) Risk assessment				(3) Risk management			
Hazard	Potential Consequences	Who might be harmed (user; those nearby; those in the vicinity; members of the public)	Inherent			Control measures (use the risk hierarchy)	Residual			Further controls (use the risk hierarchy)
			Likelihood	Impact	Score		Likelihood	Impact	Score	
Abuse of Members and Volunteers	Members of the public or students may act violently towards volunteers. Eg: Because they disagree with the cause.	Volunteers and Participants	4	3	12	No Volunteers are ever to be left alone. Always have at least 2 people at a stall or at an Event.	2	3	6	<ul style="list-style-type: none"> Report to SUSU Duty manager and Complete a SUSU incident report Event organisers to call University Security if necessary. <ul style="list-style-type: none"> Emergency contact number for Campus Security: Tel: +44 (0)23 8059 3311 (Ext: 3311) Building 32, University Road Highfield Campus.

Venue/Location considerations	Require certain licenses/sign off	Organisers, Participates, SUSU	1	4	4	<p>Ensure the venue has the relevant licenses required for your event ahead of time.</p> <p>Ensure your event has the required sign off by the venue's security teams.</p> <p>Ensure proper booking process is followed for ALL bookings on and off campus. With no event going forward without Activities Approving the Risk Assessment.</p> <p>On campus</p> <ul style="list-style-type: none"> - Ivy Booking/uni room booking - Risk assessment - Contract <p>Off campus</p> <ul style="list-style-type: none"> - Risk assessment - Any bookings/contracts with external providers. 	1	2	2	<ul style="list-style-type: none"> • Event organisers to call University Security if necessary. <ul style="list-style-type: none"> • Emergency contact number for Campus Security: Tel: +44 (0)23 8059 3311 • (Ext: 3311) • Building 32, University Road Highfield Campus.
Lone working	Stolen goods, injury to individual misuse of card reader.	Volunteers	3	3	9	<p>Ensure no one is left alone as a volunteer at a fundraising event especially if using a Sum-up Card reader.</p>	3	1	3	<ul style="list-style-type: none"> • Event organisers to call University Security if necessary. <ul style="list-style-type: none"> • Emergency contact number for Campus

PART A										
(1) Risk identification			(2) Risk assessment				(3) Risk management			
Hazard	Potential Consequences	Who might be harmed (user; those nearby; those in the vicinity; members of the public)	Inherent			Control measures (use the risk hierarchy)	Residual			Further controls (use the risk hierarchy)
			Likelihood	Impact	Score		Likelihood	Impact	Score	
						Event led to brief volunteers to operate the card readers in pairs and briefed on how to handle situations surrounding these.				Security: Tel: +44 (0)23 8059 3311 <ul style="list-style-type: none"> • (Ext: 3311) • Building 32, University Road Highfield Campus.

Adverse weather	Injury, Illness, Slipping, Burns	Event organisers, event attendees,	4	3	12	<p>Lead organiser to check the weather is suitable for activities on the day</p> <p>Warn those attending to prepare by wearing appropriate clothing and footwear e.g. via social media posts, email invites</p> <p>In the case of hot weather organisers to advice participants to bring/wear appropriate level sunscreen, hydrate</p> <p>If Cancellation is required ensure all relevant parties are contacted. SUSU – sub bookings@soto.ac.uk Uni – room bookings@soton.ac.uk</p> <p>Or your external contacts.</p>	4	1	4	If adverse weather is too extreme to be controlled, the event should ultimately be cancelled or postponed to a different date
Bake Sale	Food Hygeine	Consumers				I have a food hygiene certificate and will ensure all ingredients and allergens will be listed as well as ensuring food is cooked safely.				
Food										•

PART A										
(1) Risk identification			(2) Risk assessment				(3) Risk management			
Hazard	Potential Consequences	Who might be harmed (user; those nearby; those in the vicinity; members of the public)	Inherent			Control measures (use the risk hierarchy)	Residual			Further controls (use the risk hierarchy)
			Likelihood	Impact	Score		Likelihood	Impact	Score	
Serving and preparation of food	<ul style="list-style-type: none"> Allergies Food poisoning Choking 	All	3	5	15	<ul style="list-style-type: none"> Homemade items to be avoided by those with allergies precautions should be made by those with appropriate food hygiene training (Level 2 +) Only order/buy food at establishments with appropriate food hygiene rating Food to only be provided/eaten when other activities are stopped Follow good food hygiene practices- no handling food when ill, tie back hair, wash hands and equipment regularly using warm water and cleaning products, refrigerate necessary products 	1	5	5	SUSU food hygiene level 2 course available for completion- requests made to activities team Call for first aid/emergency services a required <ul style="list-style-type: none"> Report incidents via SUSU incident report procedure

PART A										
(1) Risk identification			(2) Risk assessment				(3) Risk management			
Hazard	Potential Consequences	Who might be harmed (user; those nearby; those in the vicinity; members of the public)	Inherent			Control measures (use the risk hierarchy)	Residual			Further controls (use the risk hierarchy)
			Likelihood	Impact	Score		Likelihood	Impact	Score	
Contamination of food through food preparation.	Illness, Food poisoning, Allergy.	ALL	2	3	6	<ul style="list-style-type: none"> • Ensure all food is prepared in advance and done in a clean and hygienic environment. In line with the level 2 food hygiene training. • Ensure all ingredients used when making items are within their use by or best before dates. • Ensure all frozen food is thoroughly defrosted before use. • Endeavour to not cross contaminate food such as nuts and let customers know if cross contamination is a possibility. 	1	3	3	<ul style="list-style-type: none"> • SUSU food hygiene level 2 course available for completion- requests made to activities team • Call for first aid/emergency services as required • Report incidents via SUSU incident report procedure

PART A										
(1) Risk identification			(2) Risk assessment				(3) Risk management			
Hazard	Potential Consequences	Who might be harmed (user; those nearby; those in the vicinity; members of the public)	Inherent			Control measures (use the risk hierarchy)	Residual			Further controls (use the risk hierarchy)
			Likelihood	Impact	Score		Likelihood	Impact	Score	
Storage and Display of Food	Illness, Food poisoning, Allergy.	All	2	3	6	Keep any products containing fresh produce in the fridge. Do not leave any food out for longer than 4 hours. <ul style="list-style-type: none"> • Store all products in a clean sealable container away from raw foods. • Transport cakes in a clean sealable container. 	1	3	3	<ul style="list-style-type: none"> • SUSU food hygiene level 2 course available for completion-requests made to activities team • Call for first aid/emergency services a required • Report incidents via SUSU incident report procedure

PART A										
(1) Risk identification			(2) Risk assessment				(3) Risk management			
Hazard	Potential Consequences	Who might be harmed (user; those nearby; those in the vicinity; members of the public)	Inherent			Control measures (use the risk hierarchy)	Residual			Further controls (use the risk hierarchy)
			Likelihood	Impact	Score		Likelihood	Impact	Score	
Food Allergies and Dietary requirements	Illness, Allergic reaction	Customers	3	5	15	<ul style="list-style-type: none"> Where possible remove common allergens from ingredients. allergen-chart-1.docx (live.com) Lists all 14 of the core allergens. Ensure each cake is labelled with its name and list of ingredients. Have a list available of all ingredients for any products sold at the stall. Always use recipes from reputable sources. Make sure to keep any packaging. 	1	5	5	<ul style="list-style-type: none"> SUSU food hygiene level 2 course available for completion- requests made to activities team Call for first aid/emergency services a required Report incidents via SUSU incident report procedure. For more information on allergens: Providing food at community and charity events Food Standards Agency

PART A										
(1) Risk identification			(2) Risk assessment				(3) Risk management			
Hazard	Potential Consequences	Who might be harmed (user; those nearby; those in the vicinity; members of the public)	Inherent			Control measures (use the risk hierarchy)	Residual			Further controls (use the risk hierarchy)
			Likelihood	Impact	Score		Likelihood	Impact	Score	
Hot Plates	Injuries/burns from the heat	All attendees	2	5	10	<ul style="list-style-type: none"> • Only the stall holders/volunteers to use the hotplate. • Customers to be kept at a minimum of 4ft from the hot plate. • Fire safety equipment on hand. • Protective clothing eg oven gloves to be used. 				<ul style="list-style-type: none"> • Call for first aid/emergency services as required • Report incidents via SUSU incident report procedure.
Electrical Issues	Serious/ Fatal injuries because of electric shock	Volunteers and customers	2	4	8	<ul style="list-style-type: none"> • Equipment to 				<ul style="list-style-type: none"> •

PART A										
(1) Risk identification			(2) Risk assessment				(3) Risk management			
Hazard	Potential Consequences	Who might be harmed (user; those nearby; those in the vicinity; members of the public)	Inherent			Control measures (use the risk hierarchy)	Residual			Further controls (use the risk hierarchy)
			Likelihood	Impact	Score		Likelihood	Impact	Score	
Gas hobs and ovens	Serious or Fatal injuries as a result of explosion/release of gas or hot oven.	Customers and Volunteers	2	5	10	<ul style="list-style-type: none"> Always use protective equipment such as oven gloves when cooking. Only use Gas hobs and ovens at your events that have been provided by SUSU or in volunteers homes. Make sure anyone using the appliances are confident to do so. 	1	5	5	<ul style="list-style-type: none"> Call for first aid/emergency services as required Report incidents via SUSU incident report procedure.

PART A										
(1) Risk identification			(2) Risk assessment				(3) Risk management			
Hazard	Potential Consequences	Who might be harmed (user; those nearby; those in the vicinity; members of the public)	Inherent			Control measures (use the risk hierarchy)	Residual			Further controls (use the risk hierarchy)
			Likelihood	Impact	Score		Likelihood	Impact	Score	
Stock/Food Falling	Physical Injury, Illness, Food poisoning	All Participants	3	2	6	<ul style="list-style-type: none"> • Enusre all stock is stored correctly and not stacked to high. • If any products fall that these are not sold and disposed of in food waste. 	1	2	2	<ul style="list-style-type: none"> • Call for first aid/emergency services a required • Report incidents via SUSU incident report procedure. • SUSU food hygiene level 2 course available for completion-requests made to activities team

PART A										
(1) Risk identification			(2) Risk assessment				(3) Risk management			
Hazard	Potential Consequences	Who might be harmed (user; those nearby; those in the vicinity; members of the public)	Inherent			Control measures (use the risk hierarchy)	Residual			Further controls (use the risk hierarchy)
			Likelihood	Impact	Score		Likelihood	Impact	Score	
Food Temperature	Food poisoning, illness, perished stock	All participants	2	3	6	<ul style="list-style-type: none"> Keep any products containing fresh produce in the fridge. Do not leave any food out for longer than 4 hours. Ensure all products or produce are stored as describe on packaging. Ensure all items are cooked to correct temperatures from reputable recipes or packaging. 	1	3	3	<ul style="list-style-type: none"> SUSU food hygiene level 2 course available for completion-requests made to activities team Call for first aid/emergency services a required Report incidents via SUSU incident report procedure

PART A										
(1) Risk identification			(2) Risk assessment				(3) Risk management			
Hazard	Potential Consequences	Who might be harmed (user; those nearby; those in the vicinity; members of the public)	Inherent			Control measures (use the risk hierarchy)	Residual			Further controls (use the risk hierarchy)
			Likelihood	Impact	Score		Likelihood	Impact	Score	
Use of Knives for Cutting Food	Cuts and injuries	Volunteers and stall operators	2	2	4	<ul style="list-style-type: none"> • Make stall operators aware of the potential risks. • Where possible use wooden cutlery. • Knife not to be left unattended and stored away safely when not in use. • Ensure the Knife is suitable for the task and the food you are cutting. • When carrying the Knife ensure the blade is pointing down. 				<ul style="list-style-type: none"> • Call for first aid/emergency services as required • Report incidents via SUSU incident report procedure.
Alcoholic/External Events										

<p>Alcohol consumption</p>	<p>Participants may become at risk as a result of alcohol consumption</p> <p>Members of the public may act violently towards participants.</p>	<p>Event organisers, event attendees,</p>	<p>2</p>	<p>5</p>	<p>10</p>	<p>Members are responsible for their individual safety though and are expected to act sensibly</p> <p>Initiation behaviour not to be tolerated and drinking games to be discouraged</p> <p>For socials at bars/pubs etc bouncers will be present at most venues.</p> <p>Bar Security staff will need to be alerted and emergency services called as required.</p> <p>Where possible the consumption of alcohol will take place at licensed premises. The conditions on the license will be adhered to and alcohol will not be served to customers who have drunk to excess</p> <p>Committee to select 'student friendly' bars/clubs and contact them in advance to inform them of the event</p> <p>Society to follow and share with members Code of conduct/SUSU Expect Respect policy</p>	<p>1</p>	<p>3</p>	<p>5</p>	<p>Follow SUSU incident report policy</p> <p>Call emergency services as required 111/999</p> <p>Committee WIDE training</p>
----------------------------	--	---	----------	----------	-----------	--	----------	----------	----------	---

<p>Travel (if hosting at a external venue)</p>	<p>Vehicle's collision -causing serious injury</p>	<p>Event organisers, event attendees, Members of the public</p>	<p>4</p>	<p>3</p>	<p>12</p>	<p>Members are responsible for their individual safety though and are expected to act sensibly Local venues known to University of Southampton (UoS) students chosen</p> <p>Event organisers will be available to direct people between venues.</p> <p>Attendees will be encouraged to identify a 'buddy', this will make it easier for people to stay together. They will be encouraged (but not expected) to look out for one another and check in throughout the night where possible.</p> <p>Avoid large groups of people totally blocking the pavement or spilling in to the road.</p> <p>Anybody in the group who is very drunk or appears unwell and therefore not safe should be encouraged to go home ideally with someone else. If required a taxi will be called for them (ideally SUSU safety bus will be used, or radio taxis).</p>	<p>2</p>	<p>2</p>	<p>4</p>	<p>Where possible venues chosen for socials will be local/known to members and within a short distance from each other. Contact emergency services as required 111/999</p> <p>Incidents are to be reported on the as soon as possible ensuring the duty manager/health and safety officer have been informed.</p> <p>Follow SUSU incident report policy</p>
--	--	---	----------	----------	-----------	---	----------	----------	----------	--

PART A										
(1) Risk identification			(2) Risk assessment				(3) Risk management			
Hazard	Potential Consequences	Who might be harmed (user; those nearby; those in the vicinity; members of the public)	Inherent			Control measures (use the risk hierarchy)	Residual			Further controls (use the risk hierarchy)
			Likelihood	Impact	Score		Likelihood	Impact	Score	
						Be considerate of other pedestrians & road users, keep disturbance & noise down.				
Travel by car, train, bus, plane when leaving the local area. (if hosting at a external venue)	Vehicle collision – causing anything from minor to severe injuries, as well as mental health issues.	Members, those driving, members of the public	4	3	12	<p>Committee to check that drivers have the relevant licences and insurance for the mode of travel. This includes if they have completed a SUSU minibus test.</p> <p>Members expected to drive or travel in a sensible manor, with those doing otherwise to face disciplinary action (from the club in the first instance). Can cause reputational issues, especially if driving SUSU branded vehicles. Importance of this to be reminded.</p>	2	2	4	<p>Contact emergency services as required 111/999</p> <p>Incidents are to be reported on the as soon as possible ensuring the duty manager/health and safety officer have been informed.</p> <p>Follow SUSU incident report policy</p>

<p>Spiked Drinks/Alcohol Poisoning</p>	<p>Participants may consume too much alcohol during this event or be spiked. This could result in a loss of consciousness or self-control</p>	<p>Event organisers, event attendees,</p>	<p>2</p>	<p>5</p>	<p>10</p> <p>Supervision, the event will be run by the society committee These attend each venue. Ideally, they will not drink to excess during the event</p> <p>Bouncers/trained staff in Venues should watch for excessive drinking and watch people who are believed to have consumed a lot of alcohol. Report any suspicious behaviour to staff.</p> <p>Participants encouraged to stay with a nominated 'buddy' where possible.</p> <p>The organizers have confirmed the premise is licensed. Action organizers (b).</p> <ul style="list-style-type: none"> The consumption of alcohol will take place at licensed premises. The conditions on the license will be adhered to and alcohol will not be served to customers who have drunk to excess. Action licensee. <p><u>Games involving binge drinking or the consumption of excessive amounts of</u></p>	<p>2</p>	<p>3</p>	<p>6</p>	<p>Members are responsible for their individual safety though and are expected to act sensibly when walking around. For anyone who is too inebriated it will be suggested to them that they should return home rather than continue on the social. Taxis will be called if required (look at SUSU safety Bus, Radio Taxis options)</p> <p>If they need to go to the hospital they will also be accompanied there.</p> <p>Participants advised to avoid leaving drinks unattended and if you think anything has been added to a drink; report it; try and retain the drink for testing.</p> <p>All incidents are to be reported on the as soon as possible ensuring the duty manager/health and safety officer have been informed.</p> <p>Follow SUSU incident report policy</p>
--	---	---	----------	----------	--	----------	----------	----------	---

PART A										
(1) Risk identification			(2) Risk assessment				(3) Risk management			
Hazard	Potential Consequences	Who might be harmed (user; those nearby; those in the vicinity; members of the public)	Inherent			Control measures (use the risk hierarchy)	Residual			Further controls (use the risk hierarchy)
			Likelihood	Impact	Score		Likelihood	Impact	Score	
						<u>alcohol are not to be undertaken.- Society to follow Code of conduct/Expect Respect policy</u>				

PART A										
(1) Risk identification			(2) Risk assessment				(3) Risk management			
Hazard	Potential Consequences	Who might be harmed (user; those nearby; those in the vicinity; members of the public)	Inherent			Control measures (use the risk hierarchy)	Residual			Further controls (use the risk hierarchy)
			Likelihood	Impact	Score		Likelihood	Impact	Score	
Members getting lost or separated. Members leaving an event/activity alone or without notifying others. Travel by car, train, bus, plane when leaving the local area. (if hosting at a external venue)	During the event participants may decide they want to leave, or they may get lost on the way	Event organisers, event attendees,	3	3	9	<p>If a person leaves without warning all efforts will be done to locate them. Stress however that attendees are responsible for their individual safety.</p> <p>Supervision, the event will be run by the society committee These attend each venue. Ideally, they will not drink to excess during the event</p> <p>Venues chosen local and within a short distance from each other. Will look to select venues known to UoS students and within student areas.</p>	2	2	4	<p>Follow SUSU incident report policy</p> <p>Call emergency services as required</p>

PART A										
(1) Risk identification			(2) Risk assessment				(3) Risk management			
Hazard	Potential Consequences	Who might be harmed (user; those nearby; those in the vicinity; members of the public)	Inherent			Control measures (use the risk hierarchy)	Residual			Further controls (use the risk hierarchy)
			Likelihood	Impact	Score		Likelihood	Impact	Score	
Violent or offensive behaviour	<p>Participants may become violent or offensive due to the consumption of too much alcohol.</p> <p>Members of the public may act violently towards participants.</p>	Event organisers, event attendees,	2	5	10	<p>Bouncers will be present at most venues.</p> <p>Bar Security staff will need to be alerted and emergency services called as required.</p> <p>The consumption of alcohol will take place at licensed premises. The conditions on the license will be adhered to and alcohol will not be served to customers who have drunk to excess</p> <p>Committee to select 'student friendly' bars/clubs and contact them in advance to inform them of the event</p> <p>Society to follow and share with members Code of conduct/SUSU Expect Respect policy</p>	1	3	5	<p>If the situation becomes very serious and results in the participant being arrested then it will be made clear that they cannot be accompanied to the police station.</p> <p>Follow SUSU incident report policy</p> <p>Call emergency services as required</p>


PART A										
(1) Risk identification			(2) Risk assessment				(3) Risk management			
Hazard	Potential Consequences	Who might be harmed (user; those nearby; those in the vicinity; members of the public)	Inherent			Control measures (use the risk hierarchy)	Residual			Further controls (use the risk hierarchy)
			Likelihood	Impact	Score		Likelihood	Impact	Score	
Slips, trips and falls as a result of alcohol	Consumption of too much alcohol may result in participants falling and subsequently injuring themselves.	Event organisers, event attendees,	3	2	6	Committee to check that chosen venues meet the following requirements: <ul style="list-style-type: none"> - Venue is in good condition with no major trip hazards. - Bar staff monitor the condition of the floors & mop up spill drinks. - Security staff & Bar Staff provide first aid cover. DJ's or bands equipment placed so as not to form a trip hazard. Power supply leads taped down.	3	1	3	If necessary, emergency services will be called Request first aid at venue Follow SUSU incident report policy
Allergies - food and drink	Allergic reactions to food and drink when out	Event organisers, event attendees,	3	5	15	Attendees responsible for own welfare in such instances- follow guidelines of venues. First aid requested from bar staff as required.	1	5	5	Call Emergency Services/alert bar staff

PART B - Action Plan


Risk Assessment Action Plan

Part no.	Action to be taken, incl. Cost	By whom	Target date	Review date	Outcome at review date
	<ul style="list-style-type: none"> Committee to send copies of all food hygiene training certificates to suactivities@soton.ac.uk 	Jessica Doidge	19.10.24		
	<ul style="list-style-type: none"> Committee members to create and display lists of ingredients (with allergens written in bold) at the stall 	Jessica Doidge	14.02.25		
	<ul style="list-style-type: none"> Committee to read and share SUSU Expect Respect Policy 	Jessica Doidge	19.10.24		

Responsible committee member signature:



Responsible committee member signature:



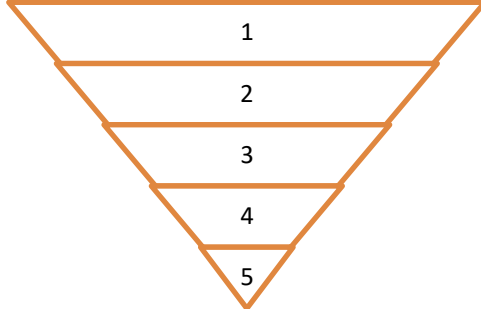
Print name: Jessica Doidge

Date 29/01/25

Print name: Jenna Moffitt

Date 29/01/25

Assessment Guidance

1. Eliminate	Remove the hazard wherever possible which negates the need for further controls	If this is not possible then explain why	
2. Substitute	Replace the hazard with one less hazardous	If not possible then explain why	
3. Physical controls	Examples: enclosure, fume cupboard, glove box	Likely to still require admin controls as well	
4. Admin controls	Examples: training, supervision, signage		
5. Personal protection	Examples: respirators, safety specs, gloves	Last resort as it only protects the individual	

LIKELIHOOD						Impact		Health & Safety
	1	2	3	4	5			
5	5	10	15	20	25	1	Trivial - insignificant	Very minor injuries e.g. slight bruising
4	4	8	12	16	20	2	Minor	Injuries or illness e.g. small cut or abrasion which require basic first aid treatment even in self-administered.
3	3	6	9	12	15	3	Moderate	Injuries or illness e.g. strain or sprain requiring first aid or medical support.
2	2	4	6	8	10	4	Major	Injuries or illness e.g. broken bone requiring medical support >24 hours and time off work >4 weeks.
1	1	2	3	4	5	5	Severe - extremely significant	Fatality or multiple serious injuries or illness requiring hospital admission or significant time off work.
	IMPACT							

Risk process

1. Identify the impact and likelihood using the tables above.
2. Identify the risk rating by multiplying the Impact by the likelihood using the coloured matrix.
3. If the risk is amber or red – identify control measures to reduce the risk to as low as is reasonably practicable.
4. If the residual risk is green, additional controls are not necessary.
5. If the residual risk is amber the activity can continue but you must identify and implement further controls to reduce the risk to as low as reasonably practicable.
6. If the residual risk is red do not continue with the activity until additional controls have been implemented and the risk is reduced.
7. Control measures should follow the risk hierarchy, where appropriate as per the pyramid above.
8. The cost of implementing control measures can be taken into account but should be proportional to the risk i.e. a control to reduce low risk may not need to be carried out if the cost is high but a control to manage high risk means that even at high cost the control would be necessary.

Likelihood	
1	Rare e.g. 1 in 100,000 chance or higher
2	Unlikely e.g. 1 in 10,000 chance or higher
3	Possible e.g. 1 in 1,000 chance or higher
4	Likely e.g. 1 in 100 chance or higher
5	Very Likely e.g. 1 in 10 chance or higher

