

# Risk Assessment

<b>Risk Assessment for the activity of</b>	<b>SUSU Theatre Group</b>  <b>Advertising for The Marriage of Figaro on Redbrick.</b>  <b>Wednesday 27<sup>th</sup> November, 11am-5pm.</b>	<b>Date</b>	<b>25/10/24</b>
<b>Group name</b>	<b>SUSU Theatre Group</b>	<b>Assessor</b>	<b>Emily Norman</b>
<b>Supervisor</b>	<b>Kat Fevyer</b>	<b>Signed off</b>	<b>SUSU Activities Team</b>

## PART A

(1) Risk identification			(2) Risk assessment				(3) Risk management			
Hazard	Potential Consequences	Who might be harmed  (user; those nearby; those in the vicinity; members of the public)	Inherent			Control measures (use the risk hierarchy)	Residual			Further controls (use the risk hierarchy)
			L i k e l i h o o d	I m p a c t	S c o r e		L i k e l i h o o d	I m p a c t	S c o r e	
<b>Meetings &amp; Socials</b>										

Slips, trips and falls	Physical injury	Event organisers and attendees	2	4	8	<ul style="list-style-type: none"> <li>• All boxes and equipment to be stored away from main meeting area, e.g. stored under tables</li> <li>• Any cables to be organised as best as possible</li> <li>• Cable ties/to be used if necessary</li> <li>• Floors to be kept clear and dry, and visual checks to be maintained throughout the meeting by organizers.</li> <li>• Extra vigilance will be paid to make sure that any spilled food products/objects are cleaned up quickly and efficiently in the area.</li> <li>• Report any trip hazards to facilities teams/venue staff asap. If cannot be removed mark off with hazard signs</li> </ul>	1	4	4	<ul style="list-style-type: none"> <li>• Seek medical attention from SUSU Reception/venue staff if in need</li> <li>• Contact facilities team via SUSU reception/venue staff</li> <li>• Contact emergency services if needed</li> <li>• All incidents are to be reported on the as soon as possible ensuring the duty manager/health and safety officer have been informed. Follow <a href="#">SUSU incident report policy</a></li> </ul>
------------------------	-----------------	--------------------------------	---	---	---	--	---	---	---	---

<p>Setting up of Equipment. E.g. Table and chairs</p>	<p>Bruising or broken bones from tripping over table and chairs.</p>	<p>Meeting organisers and attendees</p>	<p>2</p>	<p>3</p>	<p>6</p>	<ul style="list-style-type: none"> <li>• Make stall operators aware of the potential risks, follow manual handling guidelines</li> <li>• Ensure that at least 2 people carry tables.</li> <li>• Setting up tables will be done by organisers.</li> <li>• Work in teams when handling other large and bulky items.</li> <li>• Request tools to support with move of heavy objects- SUSU Facilities/venue. E.g. hand truck, dolly, skates</li> <li>• Make sure anyone with any pre-existing conditions isn't doing any unnecessary lifting and they are comfortable</li> </ul>	<p>1</p>	<p>3</p>	<p>3</p>	<ul style="list-style-type: none"> <li>• Seek assistance if in need of extra help from facilities staff/venue staff if needed</li> <li>• Seek medical attention from SUSU Reception if in need</li> <li>• Contact emergency services if needed</li> <li>• All incidents are to be reported on the as soon as possible ensuring the duty manager/health and safety officer have been informed. Follow <a href="#">SUSU incident report policy</a></li> </ul>
---	--	---	----------	----------	----------	--	----------	----------	----------	---

<p>Inadequate meeting space- overcrowding , not inclusive to all members</p>	<p>Physical injury, distress, exclusion</p>	<p>Event organisers and attendees</p>	<p>1</p>	<p>3</p>	<p>3</p>	<ul style="list-style-type: none"> <li>• Committee check on room pre-booking, checks on space, lighting, access, tech available</li> <li>• Ensure space meets needs of members e.g. considering location &amp; accessibility of space</li> <li>• Committee to consult members on needs and make reasonable adjustments where possible</li> </ul>	<p>1</p>	<p>3</p>	<p>3</p>	<ul style="list-style-type: none"> <li>• Seek medical attention if problem arises</li> <li>• Liaise with SUSU reception/activities team on available spaces for meetings</li> <li>• Postpone meetings where space cannot be found</li> <li>• Look at remote meeting options for members</li> <li>• Committee WIDE training</li> <li>• All incidents are to be reported on the as soon as possible ensuring the duty manager/health and safety officer have been informed. Follow <a href="#">SUSU incident report policy</a></li> </ul>
--	---	---------------------------------------	----------	----------	----------	--	----------	----------	----------	---

Adverse Weather	<ul style="list-style-type: none"> <li>• Injury • Illness</li> <li>• Slipping • Burns</li> </ul>	All who attend	4	3	1 2	<ul style="list-style-type: none"> <li>• • Lead organiser to check the weather are suitable for activities on the day</li> <li>• SUSU/UoS Facilities team checks of buildings and spaces prior to the event</li> <li>• • Warn those attending to prepare by wearing appropriate clothing and footwear e.g. via social media posts, email invites</li> <li>• • In the case of hot weather organisers to advice participants to bring/wear appropriate level sunscreen, hydrate</li> <li>• • In the case of amber or red weather warning, committee to cancel or postpone event</li> </ul>	4	1	4	<p>Consider ending the activity early if the weather turns or gets worse.</p> <p>Call for first aid/emergency services a required</p> <p>Report to SUSU Duty manager and Complete a SUSU incident report</p>
-----------------	--	----------------	---	---	--------	--	---	---	---	--

Overcrowding	Physical injury	Event organisers and attendees	1	3	3	<ul style="list-style-type: none"> <li>• Do not push/shove</li> <li>• If large crowds form, barriers can be requested by SUSU facilities team (if available on the day) to assist with crowd management.</li> <li>• Book during quieter times when less activities taking place on Redbrick/book all available space</li> <li>• Inform other bookings on the Redbrick/in the area of the event</li> </ul>	1	3	3	<p>Seek medical attention if problem arises With support from a SUSU Activities coordinator</p> <p>Inform UoS security team of the event ( – on campus 3311, off campus 02380 593311. unisecurity@soton.ac.uk) and liaise with them on need for security teams on the day</p> <p>Security team may inform police of the event if required (e.g. marches)</p>
--------------	-----------------	--------------------------------	---	---	---	---	---	---	---	--

Disturbance to public, students and staff	Conflict, noise, crowds	Event organisers and attendees , general public	2	2	4	<ul style="list-style-type: none"> <li>• Events planned for redbrick avoiding residential areas</li> <li>• UoS Security Teams informed of the event</li> <li>• Everybody will be encouraged to stay together as a group</li> <li>• shouting, chants, whistles etc. will be kept to a minimum around busy university buildings and residential areas</li> <li>• If applicable book space during quieter times when less activities taking place in local lecture theatres (lunch, Wednesday afternoons)</li> </ul>	1	2	2	<ul style="list-style-type: none"> <li>• With support from a SUSU Activities coordinator Inform UoS security team of the event -University Security 24 hours – on campus 3311, off campus 02380 593311. unisecurity@soton.ac.uk</li> <li>• Inform UoS/SUSU communications team of the event- can brief others via SUSSED</li> </ul>
<b>Awareness/Promotional Stand</b> e.g. Bunfight *excluding items covered above										

Overcrowding at stall	Reduced space in walkways and entrances. Risk of Students panicking because of tight spaces / confinement. Crushing against fixed structures from pushing and shoving. Aggressive behaviour.	Members, visitors	2	3	6	<p>A maximum of 3 representatives to be at the stall at any one time</p> <ul style="list-style-type: none"> <li>• Request that orderly ques are formed</li> <li>• Ensure all items are stored under tables and monitor area in front of stall to ensure this is clear</li> <li>• Ensure that organisers /volunteers do not block walkways when engaging with attendees</li> <li>• Follow instructions given by support staff/staff on directions and entry and exit points</li> <li>• Do not move tables if this has been placed for you by staff.</li> </ul>	1	3	3	<ul style="list-style-type: none"> <li>• Seek medical attention if problem arises</li> <li>• Seek support from facilities staff</li> </ul>
-----------------------	--	-------------------	---	---	---	---	---	---	---	--





Falling Objects e.g. banners	Injury Bruising Damage to equipment	Members, visitors	2	3	6	<ul style="list-style-type: none"> <li>• Tables to be safely secured by staff where possible – ask for support from facilities team</li> <li>• Ensure banner is secured and on a flat surface</li> <li>• Ensure banners or objects are not obscuring walkways or exits-ideally place behind or to the side of stall where space allows- ensuring distance between stalls/stall holders</li> </ul>	1	2	2	<ul style="list-style-type: none"> <li>• Seek medical attention if problem arises</li> <li>• Seek support from facilities staff</li> </ul>
------------------------------	--	-------------------	---	---	---	---	---	---	---	--

***PART B – Action Plan***

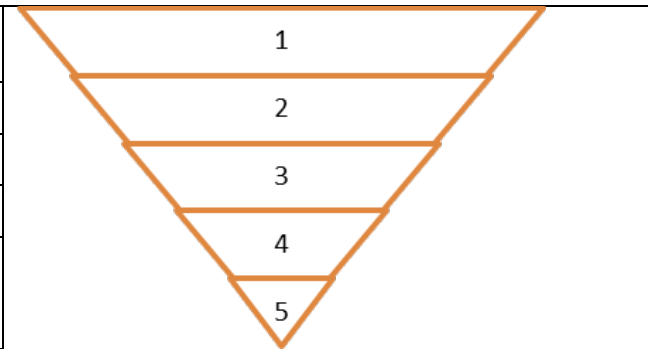
**Risk Assessment Action Plan**

Part no.	Action to be taken, incl. Cost	By whom	Target date	Review date	Outcome at review date
1	Committee to read and share SUSU Expect Respect Policy	Relevant committee members – president to	20/11/24		

		ensure complete.			
Responsible committee member signature: 			Responsible committee member signature: 		
Print name: <b>Cicely Donnett</b>		Date: <b>25/10/24</b>	Print name: <b>Emily Norman</b>		Date: <b>25/10/24</b>

### Assessment Guidance

• Eliminate	Remove the hazard wherever possible which negates the need for further controls	If this is not possible then explain why
• Substitute	Replace the hazard with one less hazardous	If not possible then explain why
• Physical controls	Examples: enclosure, fume cupboard, glove box	Likely to still require admin controls as well
• Admin controls	Examples: training, supervision, signage	
• Personal protection	Examples: respirators, safety specs, gloves	Last resort as it only protects the individual



<b>LIKELIHOOD</b>	5	5	10	15	20	25
	4	4	8	12	16	20
	3	3	6	9	12	15
	2	2	4	6	8	10
	1	1	2	3	4	5
		1	2	3	4	5

**IMPACT**

Impact		Health & Safety
1	Trivial - insignificant	Very minor injuries e.g. slight bruising
2	Minor	Injuries or illness e.g. small cut or abrasion which require basic first aid treatment even in self-administered.
3	Moderate	Injuries or illness e.g. strain or sprain requiring first aid or medical support.
4	Major	Injuries or illness e.g. broken bone requiring medical support >24 hours and time off work >4 weeks.
5	Severe - extremely significant	Fatality or multiple serious injuries or illness requiring hospital admission or significant time off work.

Likelihood	
1	Rare e.g. 1 in 100,000 chance or higher
2	Unlikely e.g. 1 in 10,000 chance or higher
3	Possible e.g. 1 in 1,000 chance or higher
4	Likely e.g. 1 in 100 chance or higher
5	Very Likely e.g. 1 in 10 chance or higher